





The Models. Fascination Trike.



rewaco[®]
refreshes your life.



Change the way you think to redefine freedom.

rewaco trikes are individually designed according to specific customer requirements. They are hand-built and made of high-quality components.

If you choose *rewaco*, you are deciding on a trike produced by the market leader. All our trikes meet the European registration standards e1*2002/24 and are street legal in all EC member states as well as the USA, Canada, Japan and Australia. You can start on a trike with your **car driving license**.

rewaco's worldwide distribution network ensures perfect service and long time quality of our products.

We look forward to welcoming you to our factory in Lindlar near Cologne/Germany or to one of our dealerships.

rewaco Spezialfahrzeuge GmbH
Harald Schmitz

Motorbike feel with a passenger vehicle license.



CT



CT - BikeConversion

The Suzuki Intruder is the perfect base for a modern **BikeConversion**.

Know-how. Thanks to 20 years of serial trike production, we are familiar with our customers' needs and took them into consideration for the development of the CT models.

Available in the model versions:

- **CT 800S** (Base Suzuki C800)
- **CT 1500S** (Base Suzuki M1500)
- **CT 1800S** (Base Suzuki C1800)



Pic. shows **CT 800S**

Technical Data	CT 800S	CT 1500S	CT 1800S
Engine	4-stroke, 2-cylinder, liquid-cooled		
Displacement (cm ³)	805	1462	1783
Max power kW at RPM	39 kW / 6000 (53 hp)	59 kW / 4800 (80 hp)	84 kW / 6000 (114 hp)
Max engine torque at RPM	69 Nm / 3200	126 Nm / 2700	155 Nm / 3500
Transmission	5-speed		
Drive	Shaft		
Front suspension	Inverted telescopic Ø 41 mm	Inverted telescopic Ø 43 mm	Inverted telescopic Ø 49 mm
Rear suspension	Solid axle with differential		
Brake, front / rear	Disc brake		
Max. Speed (km/h)	140	155	165
Fuel capacity	20 litres (4.4 UK gallons)		



For equipment components, colours, prices and further information about this model, please contact your **rewaco** dealer or www.rewaco.com.



FX6



FX6

The **rewaco** FX6 with the air cooled 2-cylinder V-engine of Harley-Davidson™ with 78 hp (57 kW) or 85 hp (63 kW) convinces by its impressive torque at low revs and its fascinating power on fast roads.

Available in the equipment versions:

- Base / Tour / Sport / GT



Sport



GT

The vehicles shown in this catalogue are fitted with special equipment, which is available at an extra charge.

Technical Data	1.4 l	1.6 l
Engine	Aircooled 2-cylinder V-engine (Harley-Davidson™) with carburettor	with m-p-injection system
Displacement (cm³)	1446	1585
Max power kW at RPM	57 kW / 5000 (78 hp)	63 kW / 5100 (85 hp)
Max engine torque at RPM	125 Nm / 2700	128 Nm / 2700
Transmission	4-Gear Trans. synchro. with reverse gear, rear-wheel drive	
Front axle	Trapezoidal fork with centre spring element	
Rear axle	Single wheel suspension with Bilstein gas shock absorbers	
Brake System front / rear	Disc Brake	
Max. Speed in (km/h)	153	156
Acceleration 0-100 (sec)	8.1	7.8



For equipment components, colours, prices and further information about this model, please contact your **rewaco** dealer or www.rewaco.com.



RF1 GT



RF1 GT

A serious torque, water-cooled 16-valve engine is the heart of the new RF1 trike series.

The sporty chassis, the spurt-strong engine with its low centre of gravity and the steadfast disc brake system are the guarantee for driving dynamics and safety.

Available in the equipment versions:

- GT / GT Style / GTS Turbo / GTR Turbo



GT



GT Style



GTS Turbo / GTR Turbo

The vehicles shown in this catalogue are fitted with special equipment, which is available at an extra charge.

Technical Data	1.6 l (GT / GT Style)	1.6 l (GTS Turbo)	1.6 l (GTR Turbo)
Engine	4-cylinder in-line engine (Ford™) with m-p-injection system with turbocharger		
Displacement (cm³)	1596	1596	1596
Max power kW at RPM	85 kW / 6800 (115 hp)	103 kW / 6520 (140 hp)	136 kW / 5950 (185 hp)
Max engine torque at RPM	145 Nm / 3200	185 Nm / 4170	240 Nm / 3800
Transmission	5-Gear shift trans. with reverse gear, rear-wheel drive		
Front axle	Trapezoidal fork with centre spring element		
Rear axle	Single wheel suspension with Bilstein gas shock absorbers		
Brake System front / rear	Disc Brake		
Max. Speed in (km/h)	174	192	200
Acceleration 0-100 (sec)	6.7	5.6	4.8



For equipment components, colours, prices and further information about this model, please contact your **rewaco** dealer or www.rewaco.com.



RF1 LT



RF1 LT

The new RF1 LT combines the unsurpassed dynamic, exclusive design and practical storage option of its big brother, the RF1 GT, and even does one better.

It has an extra seat. No more compromises. The trike offers three equally comfortable seats without losing any of its generous storage capacity.

Available in the equipment versions:

- LT / LT Style / LTS Turbo / LTR Turbo



LT

LT Style



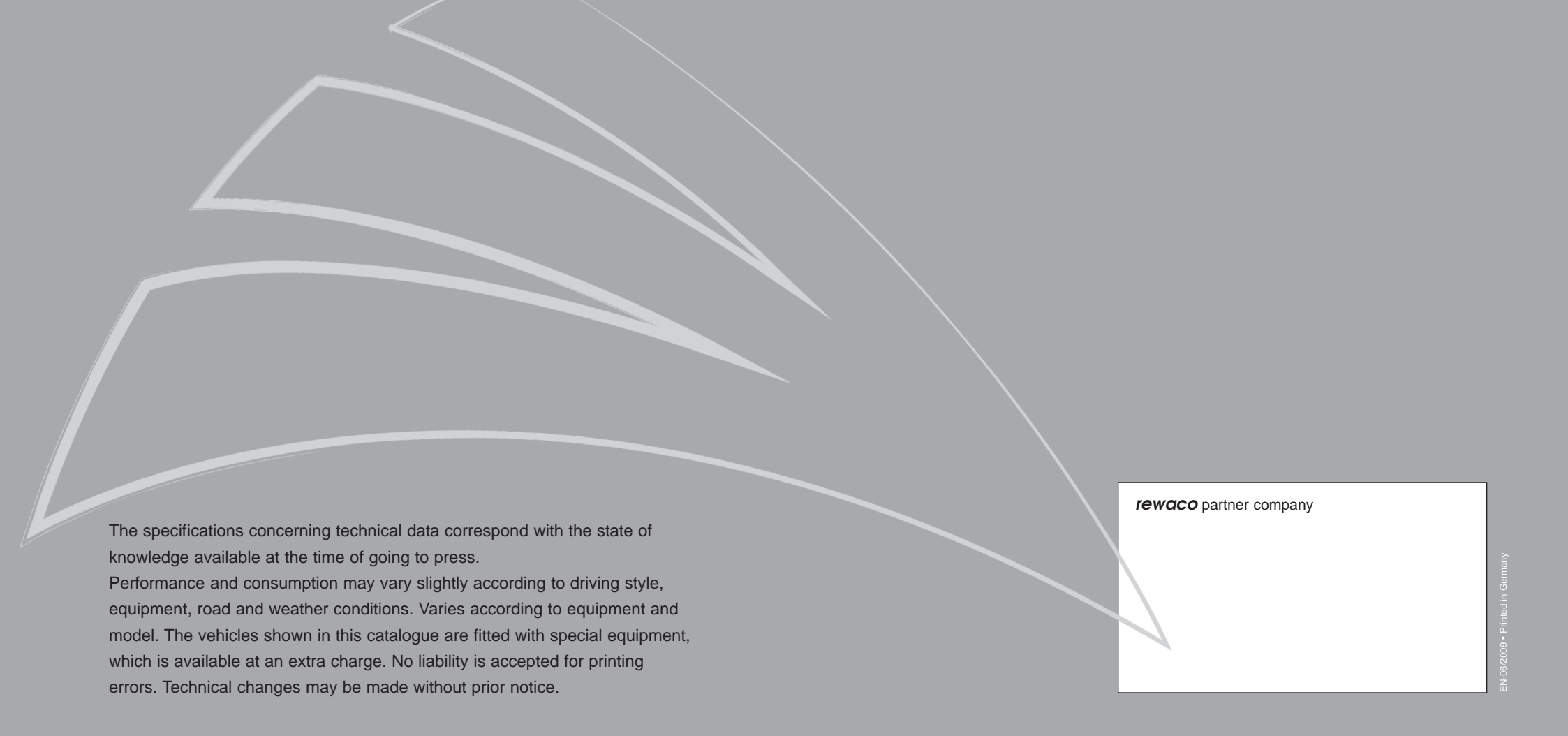
LTS Turbo / LTR Turbo

The vehicles shown in this catalogue are fitted with special equipment, which is available at an extra charge.

Technical Data	1.6 l (LT / LT Style)	1.6 l (LTS Turbo)	1.6 l (LTR Turbo)
Engine	4-cylinder in-line engine (Ford™) with m-p-injection system with turbocharger		
Displacement (cm³)	1596	1596	1596
Max power kW at RPM	85 kW / 6800 (115 hp)	103 kW / 6520 (140 hp)	136 kW / 5950 (185 hp)
Max engine torque at RPM	145 Nm / 3200	185 Nm / 4170	240 Nm / 3800
Transmission	5-Gear shift trans. with reverse gear, rear-wheel drive		
Front axle	Trapezoidal fork with centre spring element		
Rear axle	Single wheel suspension with Bilstein gas shock absorbers		
Brake System front / rear	Disc Brake		
Max. Speed in (km/h)	174	192	200
Acceleration 0-100 (sec)	6.7	5.6	4.8



For equipment components, colours, prices and further information about this model, please contact your **rewaco** dealer or www.rewaco.com.



The specifications concerning technical data correspond with the state of knowledge available at the time of going to press. Performance and consumption may vary slightly according to driving style, equipment, road and weather conditions. Varies according to equipment and model. The vehicles shown in this catalogue are fitted with special equipment, which is available at an extra charge. No liability is accepted for printing errors. Technical changes may be made without prior notice.

rewaco partner company

rewaco Spezialfahrzeuge GmbH

Schlosserstrasse 24 • D-51789 Lindlar • Telephone +49 (0)2266/479999-0 • Telefax +49 (0)2266/479999-29 • info-service@rewaco.com • www.rewaco.com